

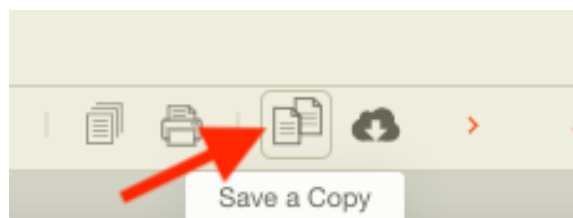
Tuesday, March 24

Open up "Amazing Grace".

<https://www.noteflight.com/scores/view/4d35a678eea0c17e2cec839c22c033af06b64173>

(<https://www.noteflight.com/scores/view/4d35a678eea0c17e2cec839c22c033af06b64173>)

Make a copy in your account.



Create a system break after bar 5 so that bar 6 starts a new line { *Select the bar line between bars 5 and 6 and once it's highlighted press <enter> or <return>* }.
Create a system break after bar 9 so that bars 10 to the end are on a new line.

Add lyrics: "Amazing grace, how sweet the sound, that saved a wretch like me. I once was lost but now am found, was blind but now I see." Add hypens to break up multi-syllable words and underscores (" _ ") to indicate that a syllable is held over multiple notes. Select the first note and type <command>-L on an Apple computer (or find the shortcut for Windows under the text menu) and type in the lyric for the first note. Use the <space> bar to move to the next note.

Add slurs over notes that hold the same syllable, like "-zing" in bar 2 {*Select the notes you want slurred and type "s"*}.

A-ma-zing- _ grace how sweet the sound, that
saved a _ wretch like me _ I
once was _ lost but now am found was _ blind but _
now I see.

It should now look something like this:

A - ma - zing - grace how sweet the sc
6
save a _____ wretch like me -
10
once was _ lost but now am found was _ blis
15
now I see.

Add chord symbols. Click over the first full bar (bar 2) and type "k" to enter chord entry. { *Once you've typed a letter you can move to the next bar with the <tab> key* }

Bar 2 = G

Bar 4 = C

Bar = 8

Bar 10 = G

Bar 12 = C

Bar 13 = G

Bar 14 = Em

Bar 15= G/D ("G over D", or a G chord with D in the bass) for two beats and then "D" on the last note

Bar 16 = G

You should now have something like this:

♩ = 120

Melody

G

A - ma - zing - grace how

Guitar

6

Part)

D

saved a — wretch like me

Gtr.

10

Part)

G C

once was — lost but now am f

Gtr.

15

G/D D G

Part)

now I see.

Gtr.

Click on the "Parts" icon and add a chording instrument like guitar. Create an accompaniment with arpeggiated chords. Select 8th note duration and type in the letters for the pitches.

You should now have something like this:

$\text{♩} = 120$

G

Melody

A - ma - zing - grace how

Guitar

6


D


Part)

saved a — wretch like me


Gtr. 


10 G C

Part) 
 once was _ lost but now am f

Gtr. 

15 G/D D G

Part) 
 now I see.

Gtr. 

Change the title to "Amazing Grace - With Words". The composer on the right side should be "Traditional" and your name on the left side "Arranged by ____").

Share your score so that anyone who has the link can view or edit it.

Claim copyright for yourself at the bottom. <opt>-g on an Apple computer gives you the circled-c copyright symbol.

Work on your Project III. It should be linked from a new Notation tab on your Portfolio before class next Tuesday, March 31st.
